

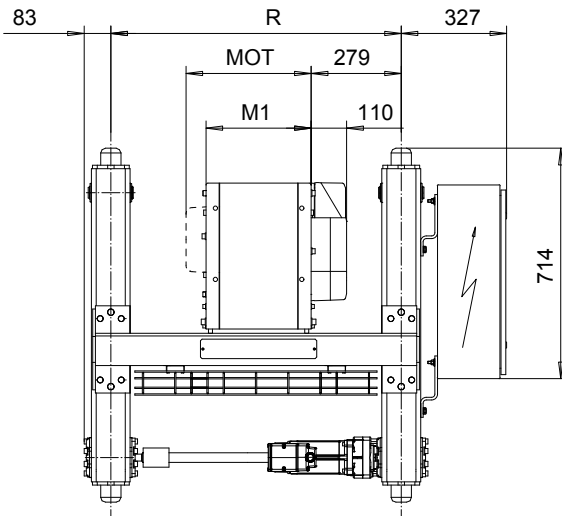
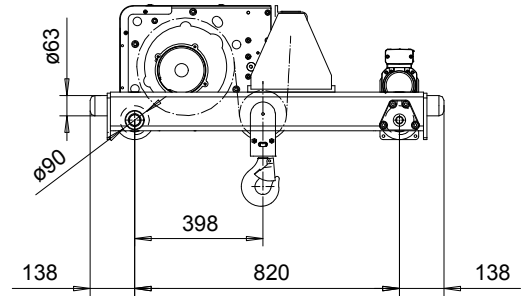
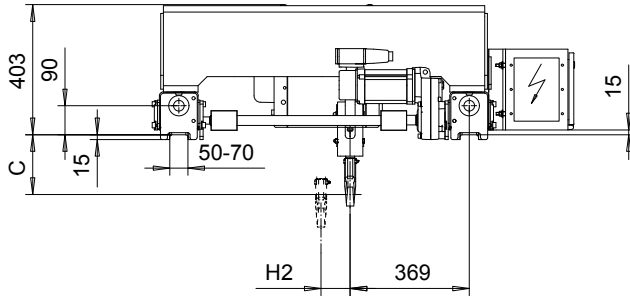
DOUBLE GIRDER, HIGH, 2 PART SINGLE

Hoist type:

SX2 021..DH

SX3 021..DH

SI-50Hz



Motor	P1	P2	P3	A3	S3
MOT (mm)	385	446	476	446	526
Weight (kg)	21	31	35	32	28

HOL (m)	Length code	M1 (mm)	H2 (mm)	min R (mm)	Approx weight (kg)
12	A	326	90	1200	220
19	C	456	144	1200	230

Headroom - C dimension	
Standard	185 mm
with HS22 Hook operated limit switch	275 mm

Load (kg)	Class Fem/ISO
800	3m/M6
1000	2m/M5
1250	3m/M6
1600	2m/M5

Note: minR is minimum rail gauge when second brake is supplied
 Standard rail gauges are 1200, 1400, 1700, and 2000 mm.
 Approx. weight calculated with P1 motor and Min R.

This document is the absolute property of R&M Materials Handling, Inc. This document must not be copied without the written permission of R&M Materials Handling, Inc. The contents thereof must not be disclosed to a third party nor be used for any unauthorized purpose. Contravention will be prosecuted.

Design	Chd	Appd	Ref Drawing	QA-H-02
Date	TROLLEY; DOUBLE GIRDER			1:10 Folder
SLEIGH/CECE Owner Dept	HIGH, 2 ROPE FALLS			
R&M MATERIALS HANDLING INC.	R&M MATERIALS HANDLING, INC. HOIST & CRANE PRODUCTS SPRINGFIELD, OHIO	D002074-A		Issue 7