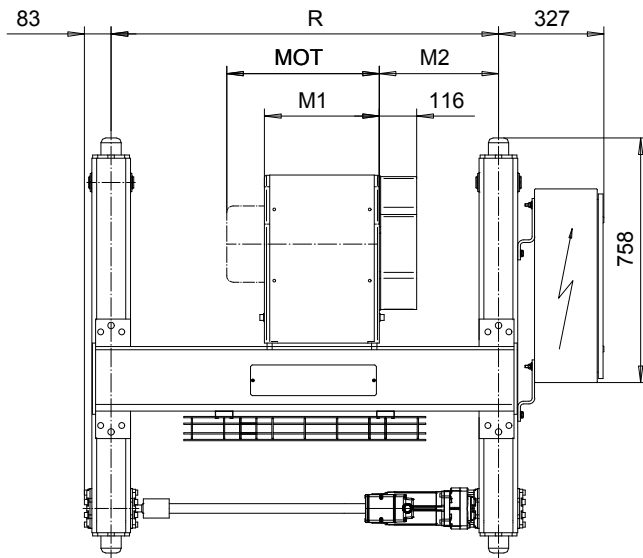
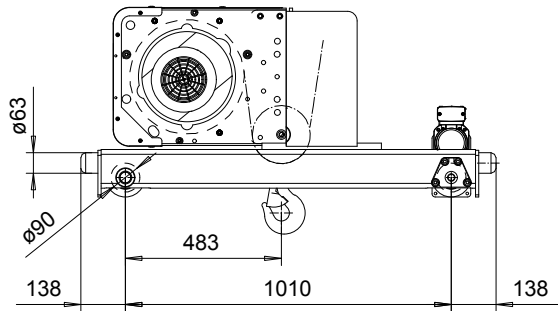
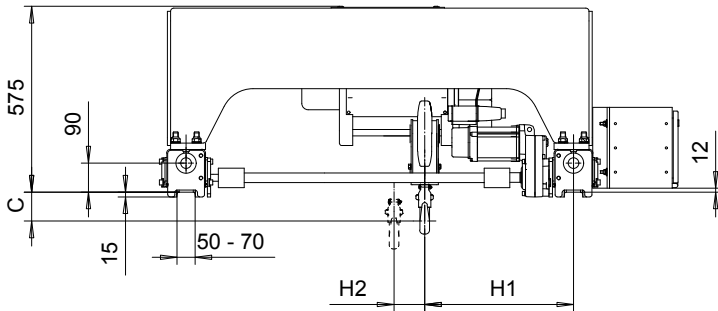


# DOUBLE GIRDER, HIGH, 2 PART SINGLE

Hoist type:

SX4 021...DH

SI-60Hz



Headroom - C dimension	
Standard	90 mm
with HS22 Hook operated limit switch	180 mm

Motor	P3	P4	A3	S3	S5
MOT (mm)	476	574	446	526	602
Weight (kg)	35	53	32	28	53

HOL (m)	Length code	M1 (mm)	M2 (mm)	H1 (mm)	H2 (mm)	min R (mm)	Approx Weight (kg)
12	B	356	217	308	95	900	321
18	C	456	217	308	144	900	331
24	D	556	217	308	193	900	346
30	E	676	367	458	252	1200	367

Load (kg)	Class
1600	Fem/ISO
2000	3m/M6
2500	2m/M5

Note: minR is minimum rail gauge when second brake is supplied  
 Standard rail gauges are 1200, 1400, 1700, and 2000 mm  
 H1, M2 calculated at minR and weight calculated with P3 motor.

This document is the absolute property of R&M Materials Handling, Inc. This document must not be copied without the written permission of R&M Materials Handling, Inc. The contents thereof must not be disclosed to a third party nor be used for any unauthorized purpose. Contravention will be prosecuted.

Design	Chd	Appd	Ref Drawing	QB-H-02
Date	TROLLEY; DOUBLE GIRDER			1:10 Folder
SLEIGENG1 Owner Dept	HIGH, 2 ROPE FALLS			
R&M MATERIALS HANDLING INC.	R&M MATERIALS HANDLING, INC. HOIST & CRANE PRODUCTS SPRINGFIELD, OHIO	D002229-A		Issue 6