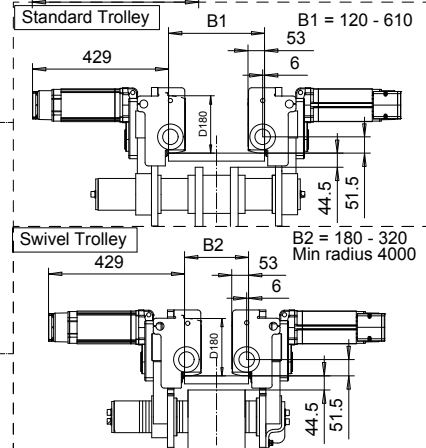
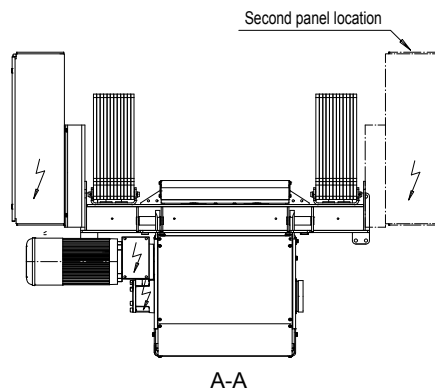
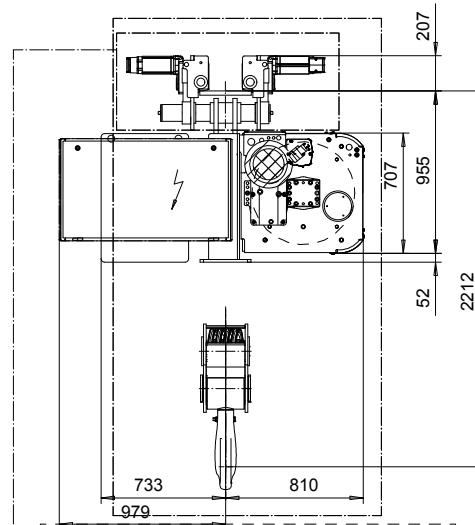
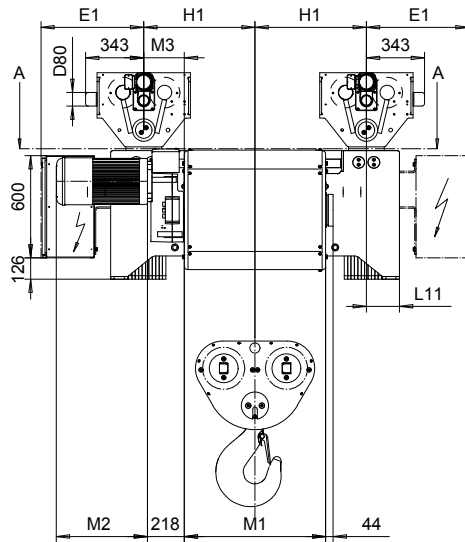


**NORMAL HEADROOM, 8 PART DOUBLE**  
**Hoist type:**  
**SX6 082...N0**

SI-50Hz



HOL (m)	HOL* (m)	Length code	E1 (mm)	M1 (mm)	M3 (mm)	H1 (mm)	L11 (mm)	Wgt - Std Trly (kg)	Wgt -Swivel Trly (kg)
5	3.5	F	605	832	239	655	195	2700	2900
7	5.5	G	605	1022	144	655	195	2800	3000
9.5	8	H	605	1272	319	955	195	3000	3300
12.5	11	J	605	1622	144	955	195	3300	3600
15.5	14	K	925	1922	-306	655	520	3500	3900
19	17.5	L	925	2272	-481	655	520	3800	4200
21.5	20	M	900	2522	-306	955	495	4100	4500
24.5	23	N	900	2822	-456	955	495	4400	4800

Note: Hoist weight when B = 205 mm

HOL\* with optional drum brake Weight of drum brake 80 kg

Load (kg)	Class Fem/ISO
32000	2m/M5
40000	1Am/M4

Motor	P6	P7	P8	A7	S7	S8	SA
M2 (mm)	536	576	711	536	715	763	803
Weight (kg)	85	105	106	71	81	97	120

This document is the absolute property of R&M Materials Handling, Inc. This document must not be copied without the written permission of R&M Materials Handling, Inc. The contents thereof must not be disclosed to a third party nor be used for any unauthorized purpose. Contravention will be prosecuted.

CSDTLI Design 2003-04-16 Date	KHHMKH Chd Appd	Ref Drawing	QD-N-28
SLEODOCV Owner Dept	TROLLEY; NORMAL HEADROOM 2X8 ROPE FALLS		1 of 19 P.O. 1000
R&M MATERIALS HANDLING INC.	R&M MATERIALS HANDLING, INC. HOIST & CRANE PRODUCTS SPRINGFIELD, OHIO	D006898-A	Issue 2/2016