

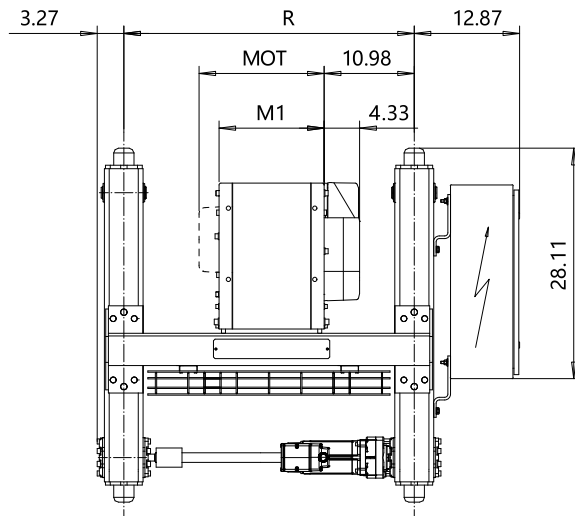
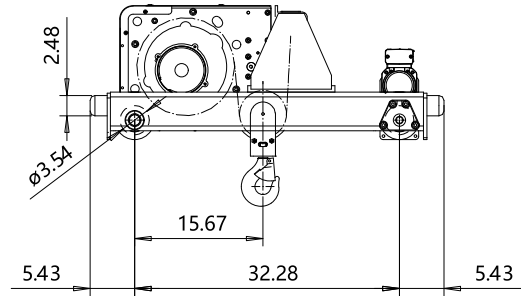
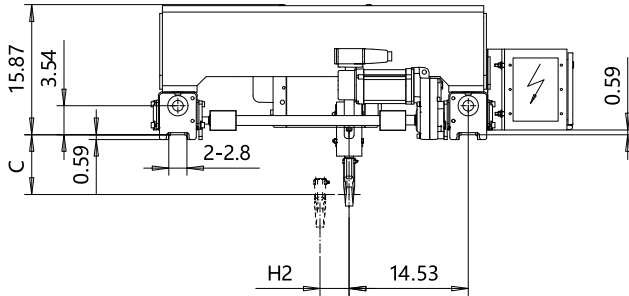
DOUBLE GIRDER, HIGH, 2 PART SINGLE

Hoist type:

SX2 021..DH

SX3 021..DH

US-60Hz



Motor	P1	P2	P3	A3	S3
MOT (in)	15.2	17.6	18.7	17.6	20.7
Weight (lb)	46	68	77	71	62

HOL (ft-in)	Length code	M1 (inch)	H2 (inch)	min R (ft-in)	Approx. Weight (lb)
39'-4"	A	12.8	3.54	3'-11 1/4"	485
62'-4"	C	18	5.67	3'-11 1/4"	507

Load (ton)	Class ASME
3/4	H4 +
1	H4
1 1/4	H4 +
1 1/2	H4

Headroom - C dimension	
Standard	9 3/8"
with HS22 Hook operated limit switch	12 1/4"

Note: minR is minimum rail gauge when second brake is supplied
 Standard rail gauges are 3'-11 1/4", 4'-7 1/8", 5'-6 7/8", and 6'-6 3/4"
 Approx. weight calculated with P1 motor and Min R.

This document is the absolute property of R&M Materials Handling, Inc. This document must not be copied without the written permission of R&M Materials Handling, Inc. The contents thereof must not be disclosed to a third party nor be used for any unauthorized purpose. Contravention will be prosecuted.

Design	Chd	Appd	Ref Drawing	QA-H-02
Date	TROLLEY; DOUBLE GIRDER			1:10 Fo/Mir
SLEQMECE Owner Dept	HIGH, 2 ROPE FALLS			
R&M MATERIALS HANDLING INC.	R&M MATERIALS HANDLING INC HOIST & CRANE PRODUCTS SPRINGFIELD, OHIO			Issue 10
D002074-A				