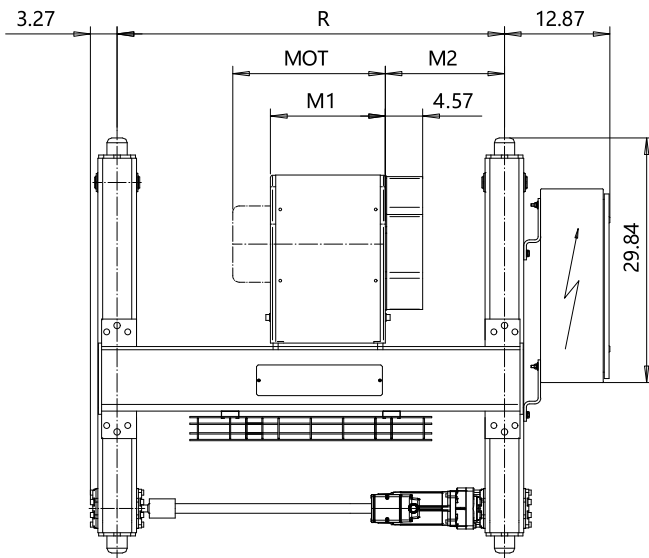
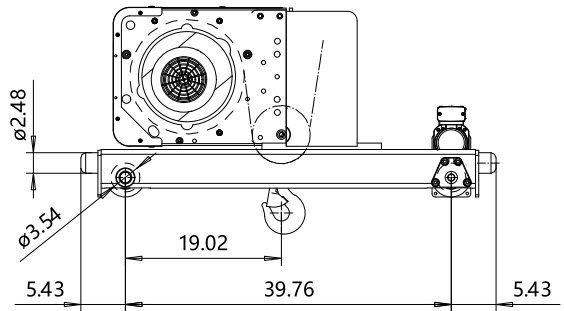
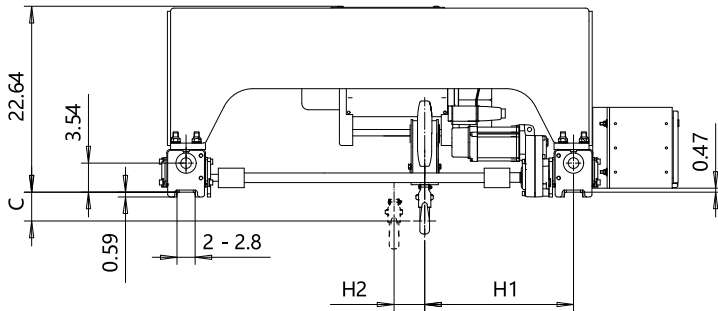


DOUBLE GIRDER, HIGH, 2 PART SINGLE

Hoist type:

SX4 021...DH

US-60Hz



Headroom - C dimension	
Standard	9 11/16"
with HS22 Hook operated limit switch	10 1/16"

Motor	P3	P4	A3	S3	S5
MOT (in)	18.7	22.6	17.6	20.7	23.7
Weight (lb)	77	117	71	62	117

HOL (ft)	Length code	M1 (inch)	M2 (inch)	H1 (inch)	H2 (inch)	min R (ft)	Approx Weight (lb)
39'-4"	B	14.03	8.56	12.13	3.74	2'-11 7/16"	708
59'-0"	C	17.95	8.56	12.13	5.66	2'-11 7/16"	730
78'-8"	D	21.89	8.56	12.13	7.59	2'-11 7/16"	763
98'-5"	E	26.62	14.45	18.03	9.92	3'-11 1/4"	809

Load (TON)	Class
1 1/2	H4 +
2	H4 +
2 1/2	H4

Note: minR is minimum rail gauge when second brake is supplied
 Standard rail gauges are 3'-11 1/4", 4'-7 1/8", 5'-6 7/8", and 6'-6 3/4"
 H1, M2 calculated at minR and weight calculated with P3 motor.

This document is the absolute property of R&M Materials Handling, Inc. This document must not be copied without the written permission of R&M Materials Handling, Inc. The contents thereof must not be disclosed to a third party nor be used for any unauthorized purpose. Contravention will be prosecuted.

Design	Chd	Appd	Ref Drawing	QB-H-02
Date	TROLLEY; DOUBLE GIRDER			1:10
SLEDENG1 Owner Dept	HIGH, 2 ROPE FALLS			For Mar
R&M MATERIALS HANDLING INC.	R&M MATERIALS HANDLING, INC. HOIST & CRANE PRODUCTS SPRINGFIELD, OHIO	D002229-A		Issue 8