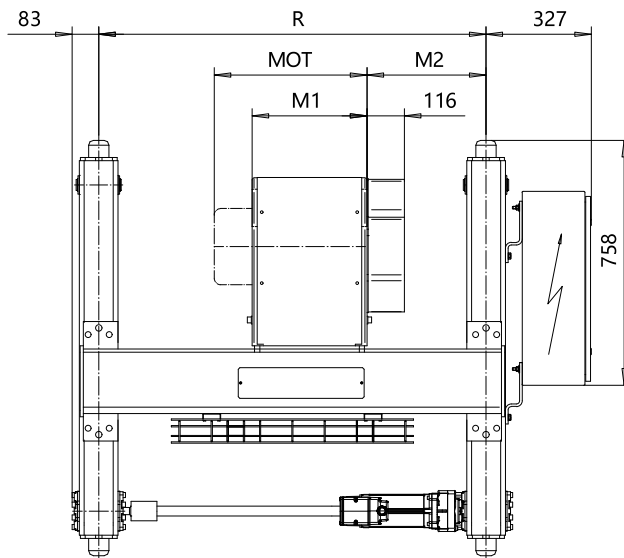
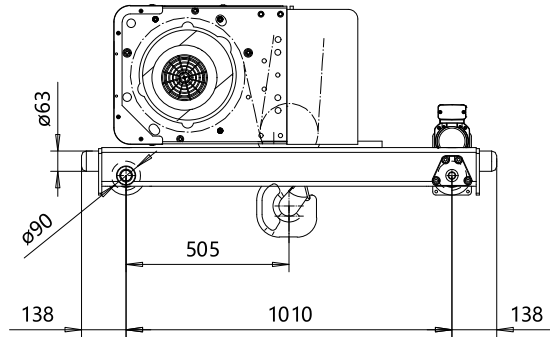
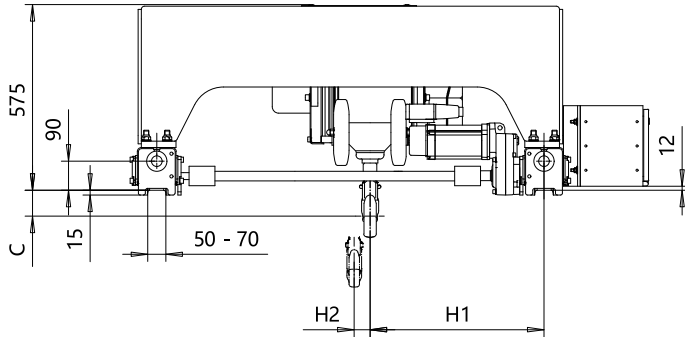


# DOUBLE GIRDER, HIGH, 4 PART SINGLE

Hoist type:

SX4 041...DH

SI



Headroom - C dimension	
Standard	220 mm
with HS22 Hook operated limit switch	220 mm

Motor	P3	P4	A3	S3	S5
MOT (mm)	476	574	446	526	602
Weight (kg)	35	53	32	28	53

HOL (m)	Length code	M1 (mm)	M2 (mm)	H1 (mm)	H2 (mm)	min R (mm)	Approx Weight (kg)
6	B	356	217	386	49	900	325
9	C	456	217	386	74	900	335
12	D	556	217	386	99	900	355
15	E	676	367	536	129	1200	375

Load (kg)	Class
3200	Fem/ISO
4000	3m/M6
5000	2m/M5

Note: minR is minimum rail gauge when second brake is supplied  
 Standard rail gauges are 1200, 1400, 1700, and 2000 mm  
 H1, M2 calculated at minR and weight calculated with P3 motor.

This document is the absolute property of R&M Materials Handling, Inc. This document must not be copied without the written permission of R&M Materials Handling, Inc. The contents thereof must not be disclosed to a third party nor be used for any unauthorized purpose. Contravention will be prosecuted.

Design	Chd	Appd	Ref Drawing	QB-H-04
Date	TROLLEY; DOUBLE GIRDER			1:10 Fo/Mir
SLEQENG1 Owner Dept	HIGH, 4 ROPE FALLS			
R&M MATERIALS HANDLING INC.	R&M MATERIALS HANDLING INC. HOIST & CRANE PRODUCTS SPRINGFIELD OHIO			Issue 8
D002230-A				