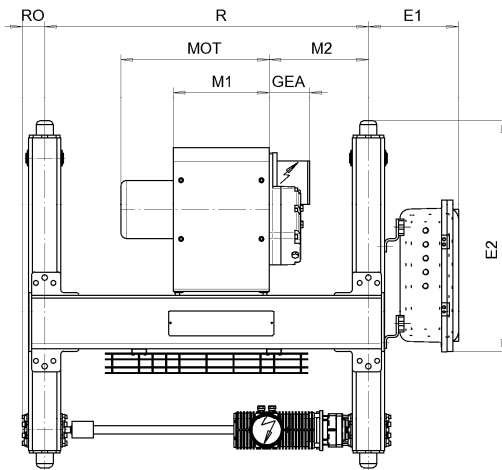
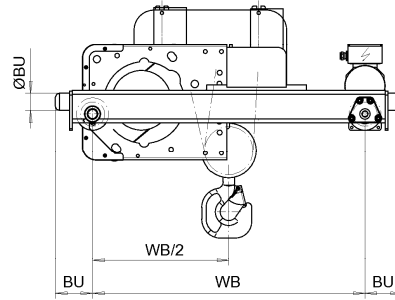
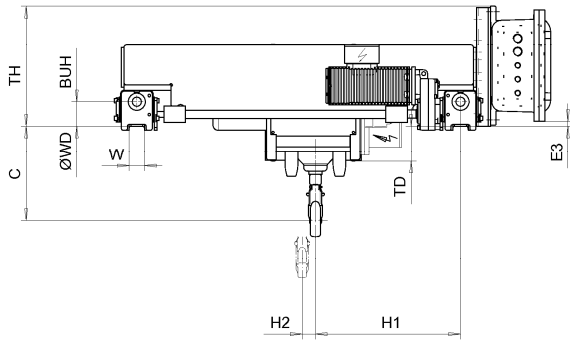


Double Girder Hoist EXSX4, REEVING: 021; Class I, Division 2



D007631-A

Hoist dimensions

HOL m	Length code	M1 mm	M2 mm	H1 mm	H2 mm	Min R mm	Weight kg
12	B	356	368	459	95	1200	511
18	C	456	368	459	144	1200	520
24	D	556	468	559	193	1400	548
30	E	676	468	559	252	1400	563

Motor dimensions

Motor	P1	P3
MOT (mm)	386	473
Weight (kg)	21	35

Traveling dimensions

Motor	MF06LA
Weight (kg)	7.8

Trolley dimensions

C	ØWD	ØBU	BU	BUH	E1	E2	E3	GEA	RO	TD	TH
425	90	63	138	88	335	857	18	150	83	131	446
WB	W min	W max									
1010	50	70									

D007631_A
252843

- Note: Weight calculated with P1 and MF06LA motors.
- Note: All dimensions in mm.
- Note: Min R with service platform.
- Note: Standard rail gauges: 1200, 1400, 1700 and 2000.
- Note: Flangeless wheels available.