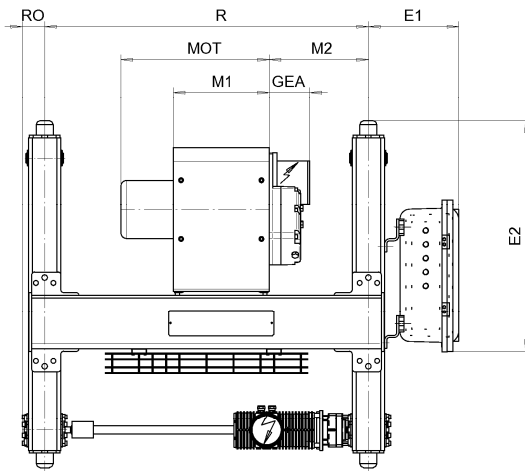
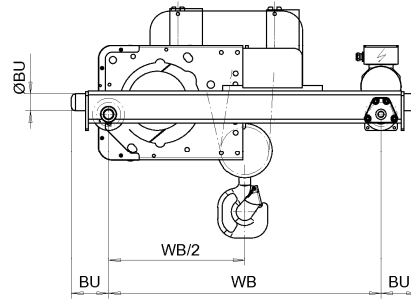
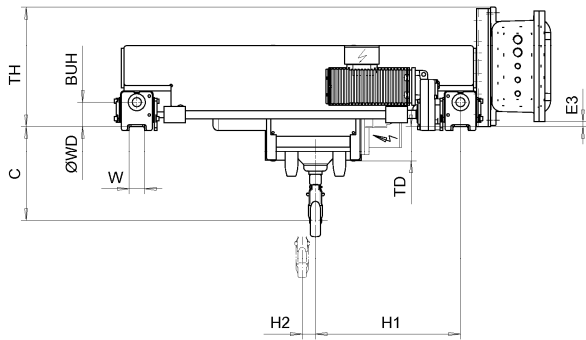


Double Girder Hoist EXSX4, REEVING: 041; Class I, Division 2



D007632-A

**Hoist dimensions**

HOL m	Length code	M1 mm	M2 mm	H1 mm	H2 mm	Min R mm	Weight kg
6	B	356	368	537	49	1200	528
9	C	456	368	537	74	1200	536
12	D	556	468	637	99	1400	565
15	E	676	468	637	129	1400	581

**Motor dimensions**

Motor	P1	P3
MOT (mm)	386	473
Weight (kg)	21	35

**Traveling dimensions**

Motor	MF06LA
Weight (kg)	7.8

**Trolley dimensions**

C	ØWD	ØBU	BU	BUH	E1	E2	E3	GEA	RO	TD	TH
400	90	63	138	90	335	857	18	150	83	131	446
WB	W min	W max									
1010	50	70									

D007632\_A  
252848

- Note: Weight calculated with P1 and MF06LA motors.
- Note: All dimensions in mm.
- Note: Min R with service platform.
- Note: Standard rail gauges: 1200, 1400, 1700 and 2000.
- Note: Flangeless wheels available.