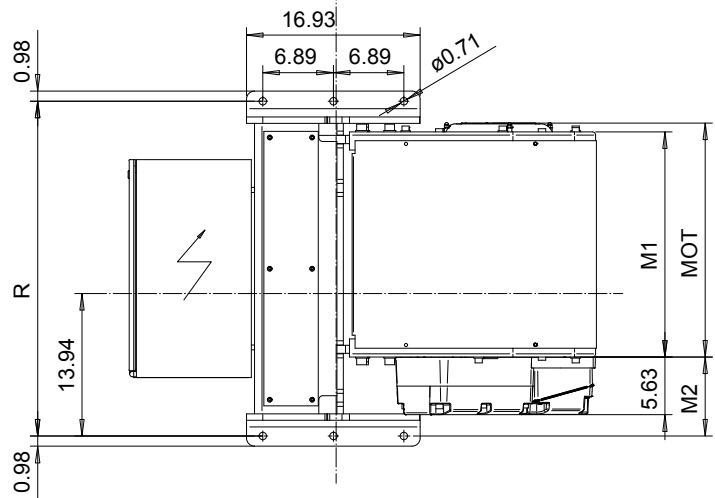
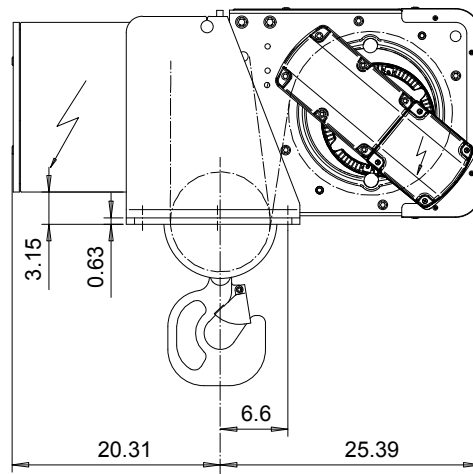
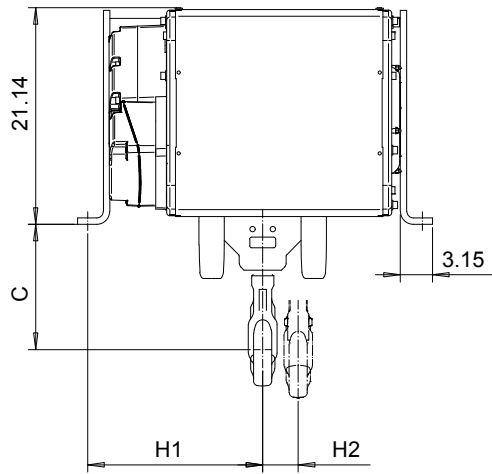


**FOOT MOUNT, 4 PART SINGLE**  
**Hoist type:**  
**SX5 041...F0**

**US-60Hz**



Motor	P5	P6	P7	A5	S5	S7
MOT (in)	22.76	22.76	24.33	19.61	23.86	29.8
Weight (lb)	128	187	231	99	117	179

HOL (ft)	Length code	M1 (inch)	M2 (inch)	H1 (inch)	H2 (inch)	R (inch)	Approx. Weight (lb)
29'-6"	D	21.97	7.72	17.09	3.46	32.67	981
39'-4"	E	26.7	3	12.36	4.63	32.67	1014
52'-5"	F	32.6	3	12.36	6.1	46.06	1058
65'-7"	G	40.1	3	12.36	8	46.06	1102

Load (ton)	Class ASME
5	H4+
6	H4+
7 1/2	H4+
10	H4

Headroom - C dimension	
Standard	12.2"
with HS22 Hook operated limit switch	16.93"

Approx weight calculated with P5 motor

This document is the absolute property of R&M Materials Handling, Inc. This document must not be copied without the written permission of R&M Materials Handling, Inc. The contents thereof must not be disclosed to a third party nor be used for any unauthorized purpose. Contravention will be prosecuted.

ETTPAL Design	ETTPAL Chd	Appd	Ref Drawing	QC-F-04
2002-06-29 Date	HOIST; FIXED			
SLEQDQCV Owner Dept	4 ROPE FALLS			
<b>R&amp;M MATERIALS HANDLING INC.</b>	R&M MATERIALS HANDLING INC HOIST & CRANE PRODUCTS SPRINGFIELD, OHIO			1:8 Folder
	D002116-A			Issue 7