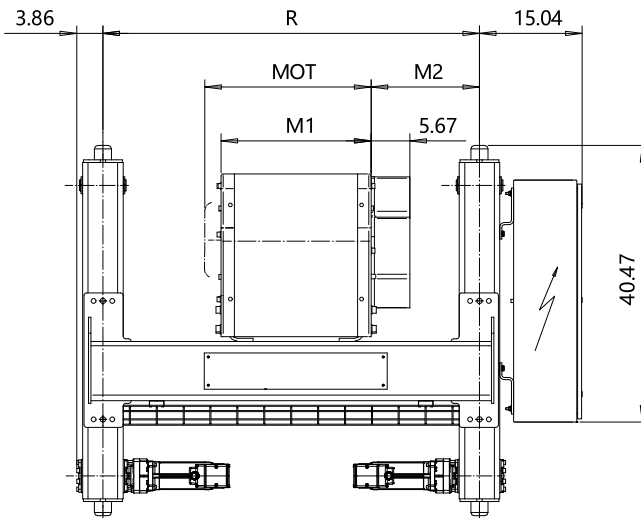
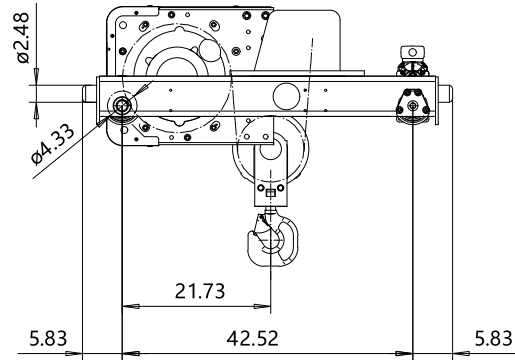
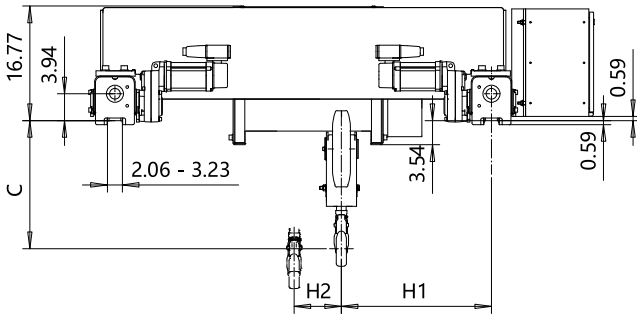


DOUBLE GIRDER, MEDIUM, 2 PART SINGLE
Hoist type:
SX5 021...D0

US-60Hz



Motor	P5	P6	P7	A5	S5	S7
MOT (in)	22.76	22.76	24.33	19.61	23.86	29.8
Weight (lb)	128	187	231	99	117	179

HOL (ft)	Length code	M1 (inch)	M2 (inch)	H1 (inch)	H2 (inch)	Min R	Approx Weight (lb)
59'-0"	D	21.97	15.87	25.2	6.93	4'-7 1/8"	1477
78'-8"	E	26.69	15.87	25.2	9.25	4'-7 1/8"	1543
104'-11"	F	32.6	20.31	29.65	12.17	5'-6 7/8"	1642
131'-2"	G	40.08	26.22	35.55	15.87	6'-6 3/4"	1731

Load (ton)	Class
4	H4 +
5	H4

Headroom - C dimension	
Standard	20 7/8"
with HS22 Hook operated limit switch	25 1/4"

Note: minR is minimum rail gauge when second brake is supplied
 Standard rail gauges are 4'-7 1/8", 5'-6 7/8", and 6'-6 3/4"
 Approx weight calculated with P5 motor

This document is the absolute property of R&M Materials Handling, Inc. This document must not be copied without the written permission of R&M Materials Handling, Inc. The contents thereof must not be disclosed to a third party nor be used for any unauthorized purpose. Contravention will be prosecuted.

ETPAL Design	ETPAL Chd	Appd	Ref Drawing	QC-M-02
2002-08-29	TROLLEY; DOUBLE GIRDER			
Date	MEDIUM, 2 ROPE FALLS			
SLEQDOCV Designer Dept	R&M MATERIALS HANDLING INC HOIST & CRANE PRODUCTS SPRINGFIELD OHIO			
D002113-A				Issue 13