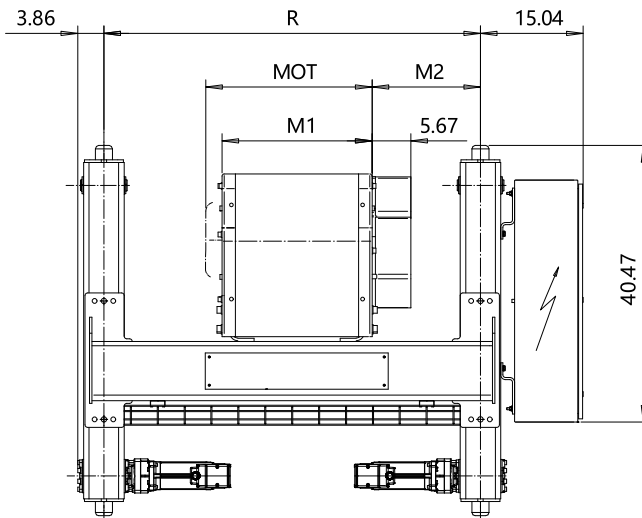
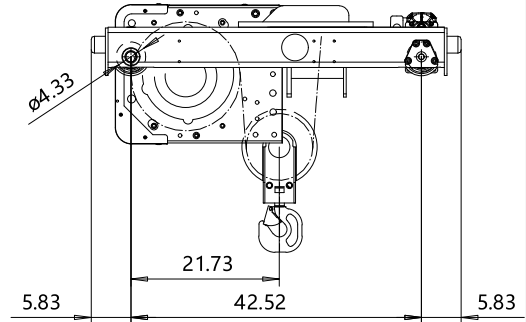
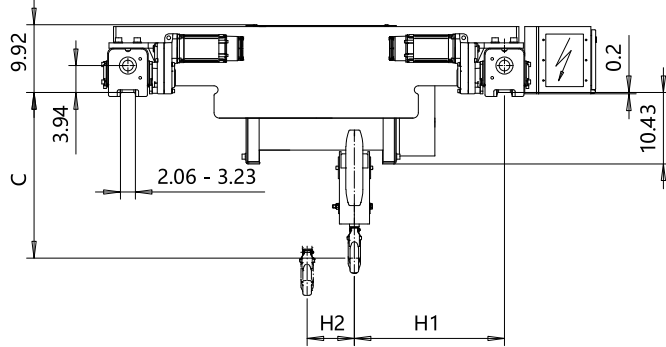


DOUBLE GIRDER, LOW CLEARANCE, 2 PART SINGLE
Hoist type:
SX5 021...DL

US-60Hz



| | | | | | | |
|-------------|-------|-------|-------|-------|-------|------|
| Motor | P5 | P6 | P7 | A5 | S5 | S7 |
| MOT (in) | 22.76 | 22.76 | 24.33 | 19.61 | 23.86 | 29.8 |
| Weight (lb) | 128 | 187 | 231 | 99 | 117 | 179 |

| HOL (ft) | Length code | M1 (inch) | M2 (inch) | H1 (inch) | H2 (inch) | Min R | Approx Weight (lb) |
|----------|-------------|-----------|-----------|-----------|-----------|-----------|--------------------|
| 59'-0" | D | 21.97 | 15.87 | 25.2 | 6.93 | 4'-7 1/8" | 1477 |
| 78'-8" | E | 26.69 | 15.87 | 25.2 | 9.25 | 4'-7 1/8" | 1543 |
| 104'-11" | F | 32.6 | 20.31 | 29.65 | 12.17 | 5'-6 7/8" | 1642 |
| 131'-2" | G | 40.08 | 26.22 | 35.55 | 15.87 | 6'-6 3/4" | 1731 |

| | |
|------------|-------|
| Load (ton) | Class |
| 4 | H4 + |
| 5 | H4 |

| Headroom - C dimension | |
|--------------------------------------|-----------|
| Standard | 24 5/8" |
| with HS22 Hook operated limit switch | 28 15/16" |

Note: minR is minimum rail gauge when second brake is supplied
 Standard rail gauges are 4'-7 1/8", 5'-6 7/8", and 6'-6 3/4"
 Approx weight calculated with P5 motor

This document is the absolute property of R&M Materials Handling, Inc. This document must not be copied without the written permission of R&M Materials Handling, Inc. The contents thereof must not be disclosed to a third party nor be used for any unauthorized purpose. Contravention will be prosecuted.

| | | | | |
|----------------------------|----------------------------|------------------------|------------------|----------|
| ETTPAL Design | ETTPAL Chd | Appd | Ref Drawing | QC-L-02 |
| 2002-08-29 Date | TROLLEY; DOUBLE GIRDER | | | 1 of 12 |
| SLEQDOCV Owner Dept | LOW, 2 ROPE FALLS | | | For Mar |
| R&M MATERIALS HANDLING INC | R&M MATERIALS HANDLING INC | HOIST & CRANE PRODUCTS | SPRINGFIELD OHIO | Issue 13 |
| D002115-A | | | | |