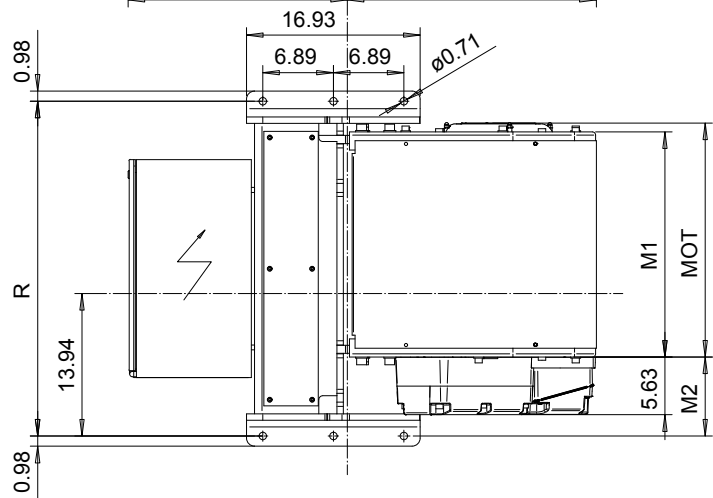
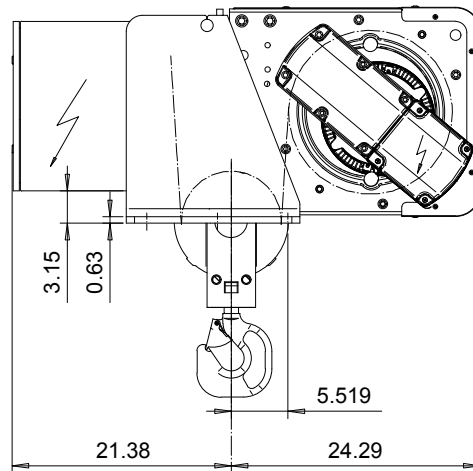
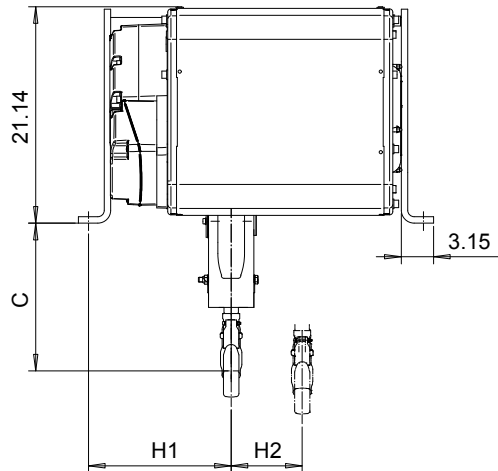


FOOT MOUNT, 2 PART SINGLE
Hoist type:
SX5 021...F0

US-60Hz



Motor	P5	P6	P7	A5	S5	S7
MOT (in)	22.76	22.76	24.33	19.61	23.86	29.8
Weight (lb)	128	187	231	99	117	179

HOL	Length	M1	M2	H1	H2	R	Approx. Weight
(ft)	code	(inch)	(inch)	(inch)	(inch)	(inch)	(lb)
59'-0"	D	21.97	7.72	13.94	6.93	32.67	860
78'-8"	E	26.7	3	9.21	9.25	32.67	890
104'-11"	F	32.6	3	9.21	12.2	46.06	920
131'-2"	G	40.1	3	9.21	15.94	46.06	960

Load	Class
(ton)	ASME
4	H4+
5	H4

Headroom - C dimension	
Standard	14.5"
with HS22 Hook operated limit switch	19.13"

Approx weight calculated with P5 motor

This document is the absolute property of R&M Materials Handling, Inc. This document must not be copied without the written permission of R&M Materials Handling, Inc. The contents thereof must not be disclosed to a third party nor be used for any unauthorized purpose. Contravention will be prosecuted.

ETTPAL Design	ETTPAL Chd	Appd	Ref Drawing	QC-F-02
2002-06-29 Date	HOIST; FIXED			1:8 Folder
SLEQDQCV Owner Dept	2 ROPE FALLS			
R&M MATERIALS HANDLING INC.	R&M MATERIALS HANDLING INC HOIST & CRANE PRODUCTS SPRINGFIELD, OHIO			Issue 7
D002111-A				