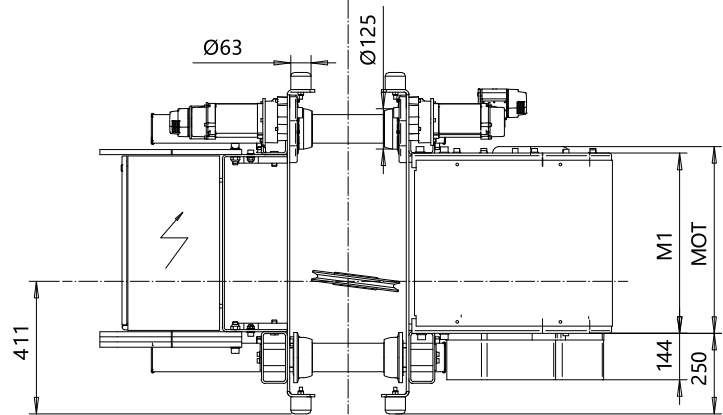
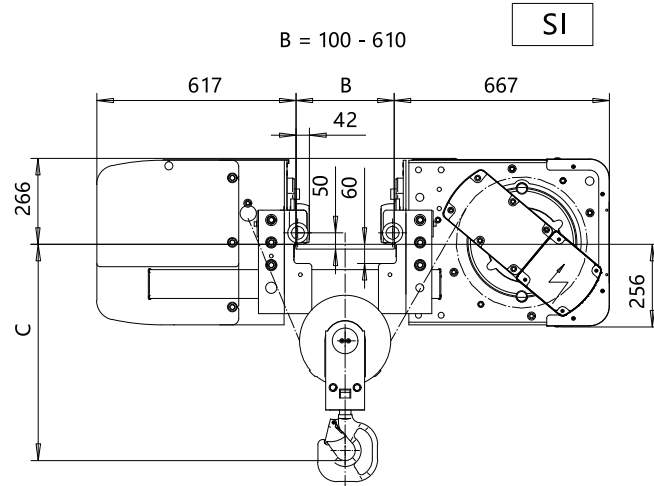
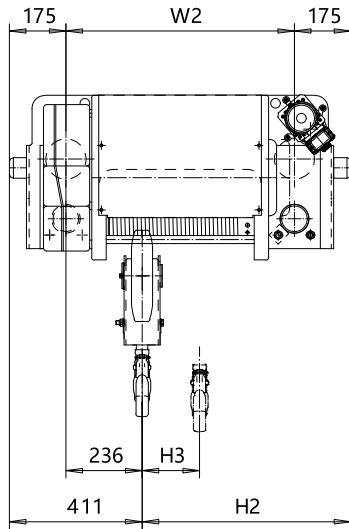


**LOW HEADROOM, 2 PART SINGLE**  
**Hoist type:**  
**SX5 021...L0**



Load (kg)	Class
4000	Fem/ISO 3m/M6
5000	2m/M5

Motor	P5	P6	P7	A5	S5	S7
MOT (mm)	578	578	618	498	606	757
Weight (kg)	58	85	105	45	53	81

HEADROOM TABLE - C DIMENSION		
Flange Width, B (mm)	Standard (mm)	with HS22 Hook oper limit switch (mm)
100 - 199	750	840
200 - 259	700	820
260 - 440	660	810
341 - 540	640	720
551 - 610	680	680

Headroom is related to the flange width

HOL (m)	Length code	M1 (mm)	H2 (mm)	H3 (mm)	W2 (mm)	Approx Weight (kg)
18	D	558	647	176	708	595
24	E	678	767	235	828	640
32	F	828	946	309	978	690

Approx. Weight calculated with P5 motor.

This document is the absolute property of R&M Materials Handling, Inc. This document must not be copied without the written permission of R&M Materials Handling, Inc. The contents thereof must not be disclosed to a third party nor be used for any unauthorized purpose. Contravention will be prosecuted.

ETPAL Design	ETPAL Chd	Appd	Ref Drawing	QC-L-02
2002-08-29 Date	TROLLEY; LOW HEADROOM			1:10
SLEEQKON Designer Dept	2 ROPE FALLS			For Mar
R&M MATERIALS HANDLING INC.	R&M MATERIALS HANDLING INC. HOIST & CRANE PRODUCTS SPRINGFIELD, OHIO	D002112-A		Issue 7