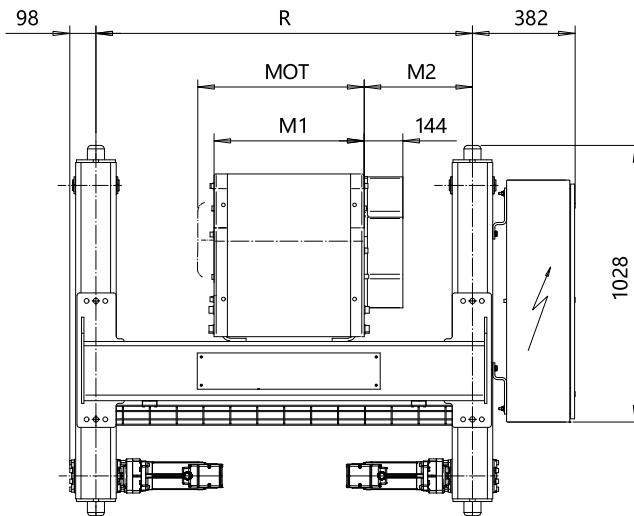
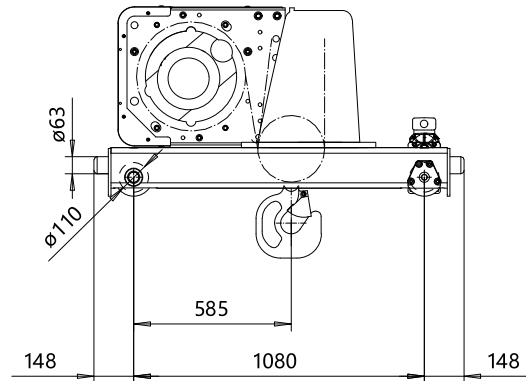
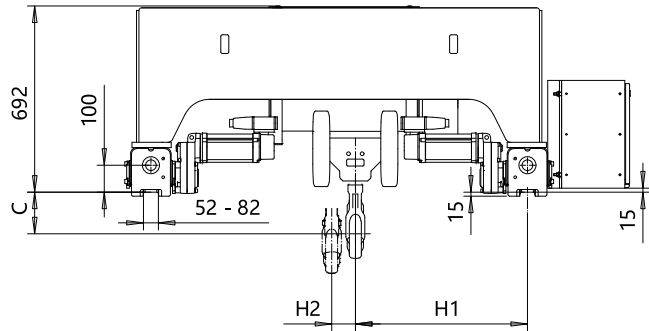


DOUBLE GIRDER, HIGH CLEARANCE, 4 PART SINGLE
Hoist type:
SX5 041...DH

SI



Motor	P5	P6	P7	A5	S5	S7
MOT (mm)	578	578	618	498	606	757
Weight (kg)	58	85	105	45	53	81

HOL	Length	M1	M2	H1	H2	Min R	Approx Weight
(m)	code	(mm)	(mm)	(mm)	(mm)	(mm)	(kg)
9	D	558	403	640	88	1200	685
12	E	678	403	640	118	1200	710
16	F	828	516	753	156	1200	735
20	G	1018	666	903	201	1700	815

Load	Class
(kg)	Fem/ISO
5000	3m/M6
6300	3m/M6
8000	3m/M6
10000	2m/M5

Headroom - C dimension	
Standard	200 mm
with HS22 Hook operated limit switch	310 mm

Note: minR is minimum rail gauge when second brake is supplied
 Standard rail gauges are 1200, 1400, 1700, and 2000 mm
 Approx weight calculated with P5 motor

This document is the absolute property of R&M Materials Handling, Inc. This document must not be copied without the written permission of R&M Materials Handling, Inc. The contents thereof must not be disclosed to a third party nor be used for any unauthorized purpose. Contravention will be prosecuted.

ETPAL Design	ETPAL Chd	Appd	Ref Drawing	QC-H-04
2002-08-29	TROLLEY; DOUBLE GIRDER			
Date	HIGH, 4 ROPE FALLS			
SLEEQDOCV Designer Dept	R&M MATERIALS HANDLING INC			
R&M MATERIALS HANDLING INC	HOIST & CRANE PRODUCTS			
	SPRINGFIELD OHIO			
	D002240-A			
	Issue 11			