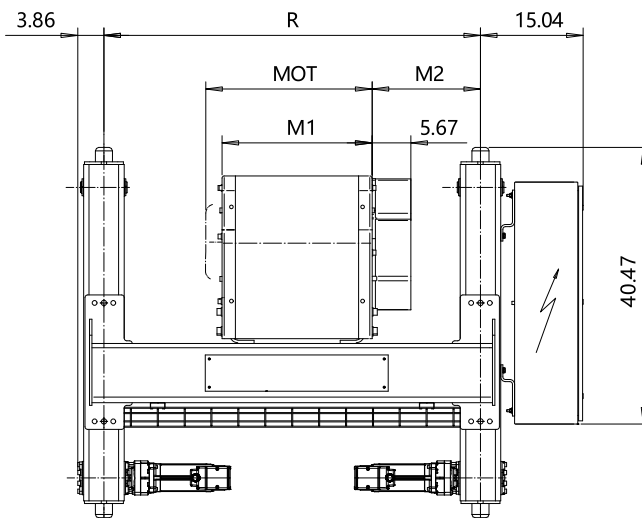
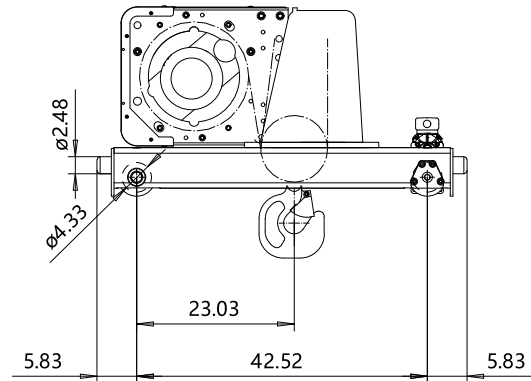
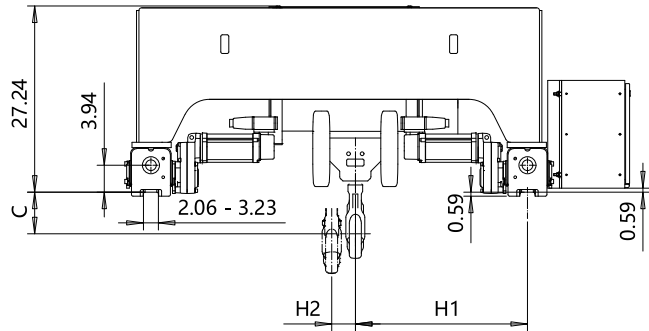


DOUBLE GIRDER, HIGH CLEARANCE, 4 PART SINGLE
Hoist type:
SX5 041...DH

US-60Hz



Motor	P5	P6	P7	A5	S5	S7
MOT (in)	22.76	22.76	24.33	19.61	23.86	29.8
Weight (lb)	128	187	231	99	117	179

HOL (ft)	Length code	M1 (inch)	M2 (inch)	H1 (inch)	H2 (inch)	Min R	Approx Weight (lb)
29'-6"	D	21.97	15.87	25.2	3.46	3'-11 1/4"	1510
39'-4"	E	26.69	15.87	25.2	4.64	3'-11 1/4"	1565
52'-5"	F	32.6	20.31	29.65	6.14	3'-11 1/4"	1620
65'-7"	G	40.08	26.22	35.55	7.91	5'-6 7/8"	1797

Load (ton)	Class ASME
5	H4 +
6	H4 +
7 1/2	H4 +
10	H4

Headroom - C dimension	
Standard	7 7/8"
with HS22 Hook operated limit switch	11 1/8"

Note: minR is minimum rail gauge when second brake is supplied
 Standard rail gauges are 3'-11 1/4", 4'-7 1/8", 5'-6 7/8", and 6'-6 3/4"
 Approx weight calculated with P5 motor

This document is the absolute property of R&M Materials Handling, Inc. This document must not be copied without the written permission of R&M Materials Handling, Inc. The contents thereof must not be disclosed to a third party nor be used for any unauthorized purpose. Contravention will be prosecuted.

ETTPAL Design	ETTPAL Chd	Appd	Ref Drawing	QC-H-04
2002-08-29 Date	TROLLEY; DOUBLE GIRDER			
SLEODOCV Owner Dept	HIGH, 4 ROPE FALLS			
R&M MATERIALS HANDLING INC	R&M MATERIALS HANDLING INC	HOIST & CHAIN PRODUCTS		Issue 11
SPRINGFIELD, OHIO		D002240-A		