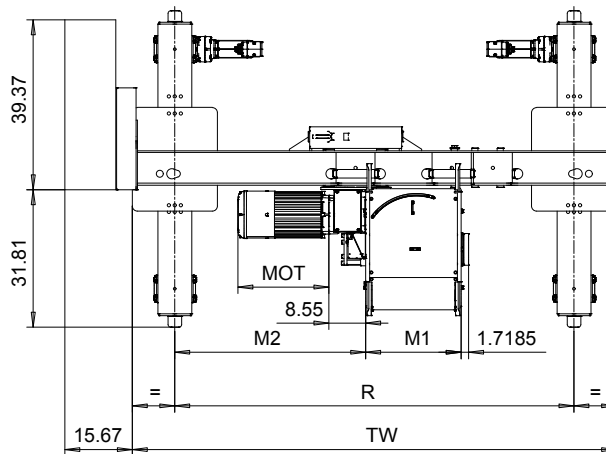
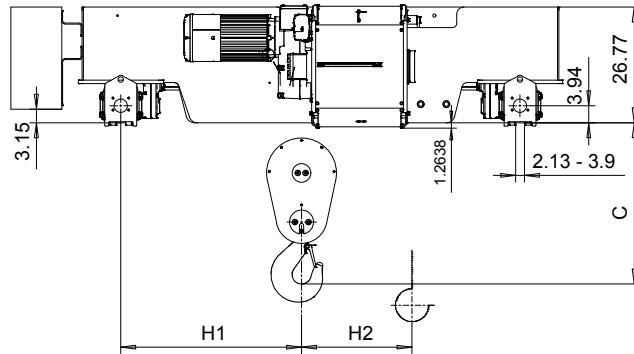
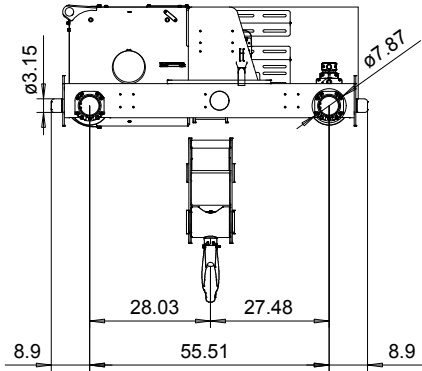


DOUBLE GIRDER, ADJUSTABLE LOAD BEAM, 8 PART SINGLE

US-60Hz

Hoist type:
SX6 081...D0



HOL	HOL*	Length	M1	M2	H1	H2	TW	Min R	Max R	Approx Weight
(ft)	(ft)	code	(inch)	(inch)	(inch)	(inch)	(inch)	(ft)	(ft)	(lb)
23'-0"	18'-1"	E	26.85	31.46	29.09	2.5	100.39	5'-6 15/16"	7'-10 1/2"	3748
23'-0"	18'-1"	E	26.85	31.46	35	2.5	112.2	6'-6 3/4"	8'-10 5/16"	3848
29'-6"	24'-7"	F	32.76	37.36	35	3.19	112.2	6'-6 3/4"	8'-10 5/16"	3968

HOL* with optional drum brake Weight of drum brake is 176 lb.

Motor	P6	P7	P8	A7	S7	S8	SA
MOT (in)	21.1	22.7	28	21.1	28.1	30	31.6
Weight (lb)	187	231	234	157	179	214	265

Headroom - C dimension	
Standard	43.5"
with HS22 Hook operated limit switch	45.5"

Load	Class
(TON)	ASME
30	H4
40	H3

Special rail gauges from Min R to Max R

H1 and M2 are listed at Min R.

Hoist weight calculated at Min R, with P6 motor, without drum brake.

This document is the absolute property of R&M Materials Handling, Inc. This document must not be copied without the written permission of R&M Materials Handling, Inc. The contents thereof must not be disclosed to a third party nor be used for any unauthorized purpose. Contravention will be prosecuted.

ETTPAL	ETTPAL	Appd	Ref Drawing	QD-ALB-08
Design	Chd			
2016-05-12				
Date	TROLLEY; DOUBLE GIRDER			
SLEODOCV	ADJUSTABLE LOAD BEAM, 8 ROPE FALLS			
Owner Dept				
R&M MATERIALS HANDLING INC.	R&M MATERIALS HANDLING, INC. HOIST & CRANE PRODUCTS SPRINGFIELD, OHIO			
	D53752257vxp1_1			
	1:19			
	Issue 1			