



R&M

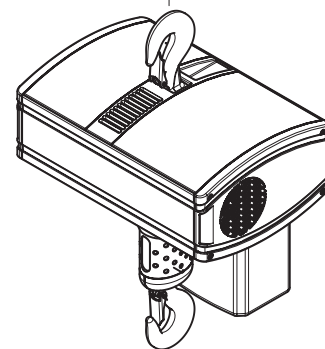
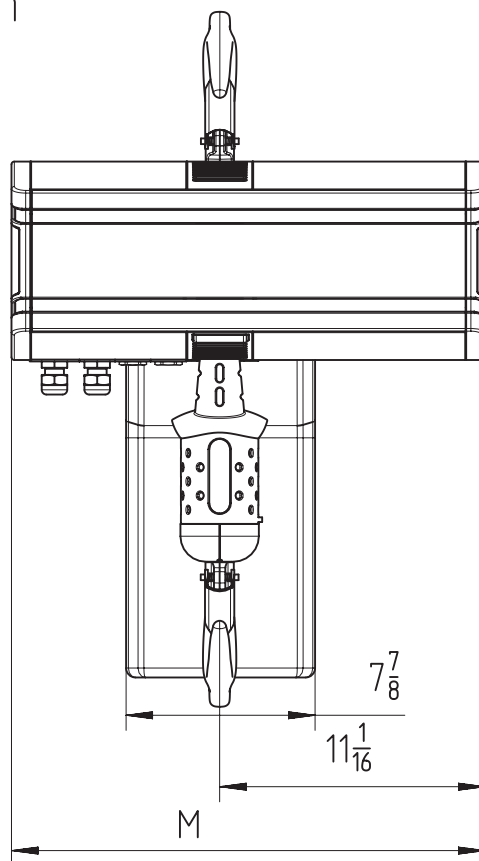
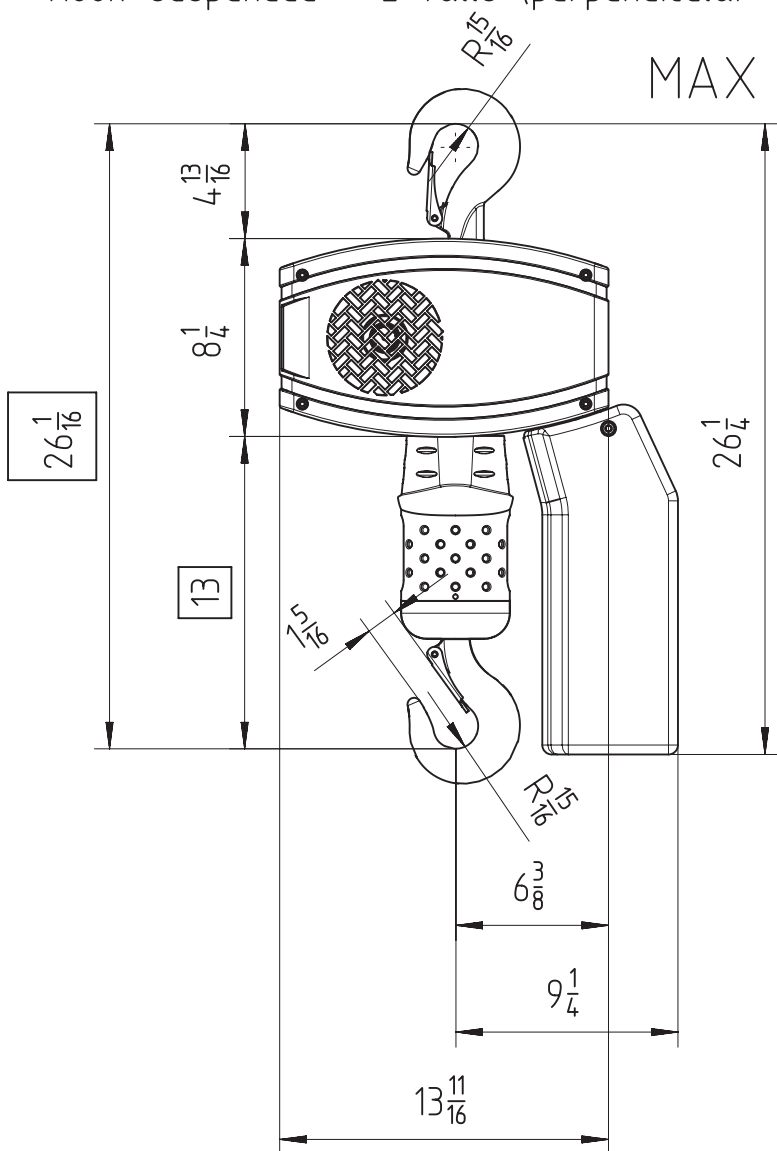
MATERIALS HANDLING

DIMENSIONS

LK10

Hook suspended - 2 falls (perpendicular version)

MAX 2 Ton



Note: For hoisting speed 63 ft/min and higher, add 2 1/2 inches to dimension $26\frac{1}{16}$ and 13 .

Chain Size	Max load Ton	Chain bag capacity ft	Chain weight per foot lb/ft	Estimated unit weight w/o chain lb			
				LK	LK Inverter	GLS	DB
7x20	2	32.8	0.75	123.9	133	130.7	126.5
Dimension M in inches				$19\frac{3}{4}$	$24\frac{3}{16}$	$23\frac{1}{4}$	$21\frac{1}{4}$

GLS: Gear Limit Switch
DB : Double Brake