

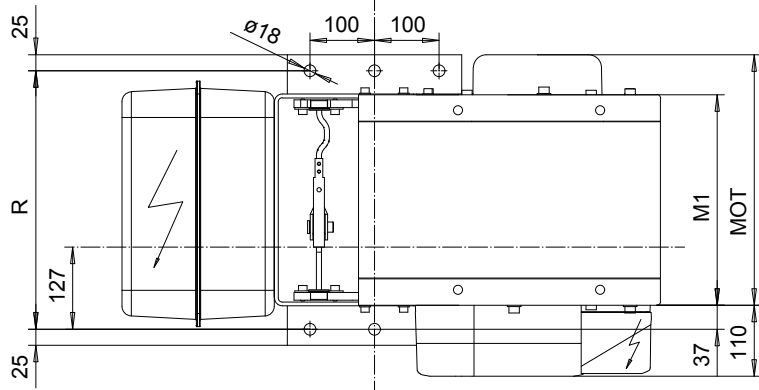
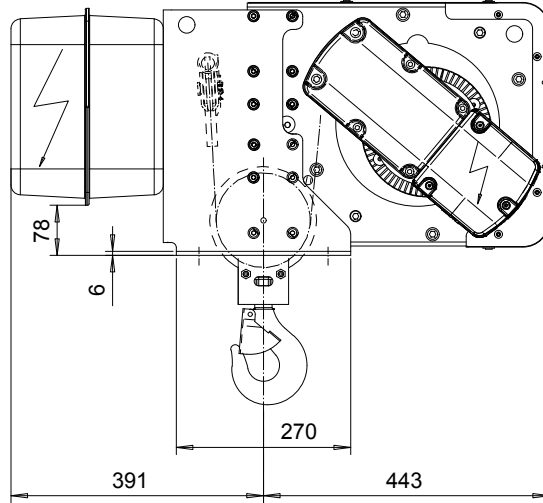
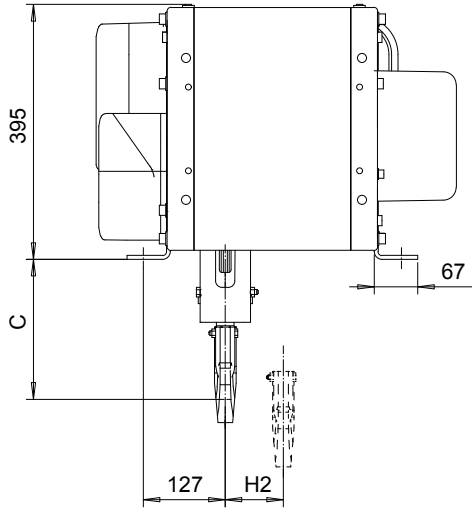
FOOT MOUNT, 2 PART SINGLE

Hoist type:

SX2 021..F0

SX3 021..F0

SI-50Hz



Motor	P1	P2	P3	A3	S3
MOT (mm)	385	446	476	446	526
Weight (kg)	21	31	35	32	28

HOL	Length	M1	H2	R	Approx Weight
(m)	code	(mm)	(mm)	(mm)	(kg)
12	A	326	90	400	125
19	C	456	144	530	135

Headroom - C dimension	
Standard	195 mm
with HS22 Hook operated limit switch	425 mm

Load	Class
(kg)	Fem/ISO
800	3m/M6
1000	2m/M5
1250	3m/M6
1600	2m/M5

Approx. weight calculated with P1 motor.

This document is the absolute property of R&M Materials Handling, Inc. This document must not be copied without the written permission of R&M Materials Handling, Inc. The contents thereof must not be disclosed to a third party nor be used for any unauthorized purpose. Contravention will be prosecuted.

Design	Chd	Appd	Ref Drawing	QA-F-02
Date	HOIST; FIXED			1:5 Folder
SLEIGHCE Owner Dept	2 ROPE FALLS			
R&M MATERIALS HANDLING INC.	R&M MATERIALS HANDLING, INC. HOIST & CRANE PRODUCTS SPRINGFIELD, OHIO	D002071-A		Issue 8